
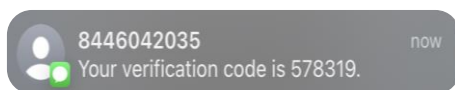
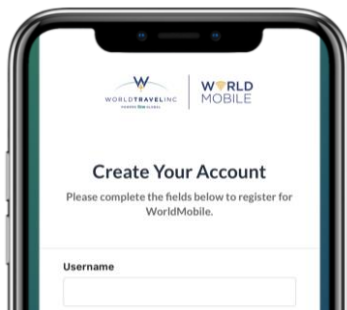


Getting started in 5 easy steps!



1

Download the WorldMobile app

Available on the Apple App Store or Google Play

2

Create your account

- Review and agree to the terms and conditions
- Enter username, country, cell number, full name, business email, and create a password

3

Verify your email address

Make sure you get a verification confirmation email when done

4

Log into WorldMobile

Enter the authentication code texted to you your first login

5

Explore and enjoy the app!

Love it? Don't forget to rate the app and leave a review!

Need help? Have questions?
Contact us: onlinehelp@worldtravelinc.com or (800) 221-4730.